

DISCOVER THE FIREPLACE OF YOUR DREAMS!

GAS



BIOETHANOL



ELECTRO





GAS FIREPLACES

*Are you looking for a modern and stylish
gas fireplace that complements your interior design?
Then you've come to the right place!*

Discover the diverse range of gas fireplaces from Element4. Whether you are looking for a front fireplace, a see-through fireplace, a room divider or a three-sided fireplace, a gas fireplace from Element4 guarantees optimum user-friendliness and fantastic design.

Gas fireplaces from Element4 are easy to maintain and have a minimum installation depth of 50 cm – saving you valuable space. What's more, you can enjoy the most beautiful fire despite low consumption.

Available in all sizes

- In widths up to 240 cm
- In heights up to 160 cm
- Minimum installation depths of only 50 cm

Forms



Front



Corner



3-sided



4-sided



Tunnel



Room divider



freestanding

Some models are also available as freestanding or outdoor versions.



BURNER

Enjoy a beautiful fire with low consumption!

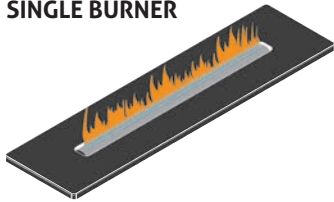
Different burners can be used for each fireplace.

Although the burners differ from one another, they have one important thing in common:

They are equipped as standard with beautifully glowing imitation logs, which guarantee a dreamlike fire experience.

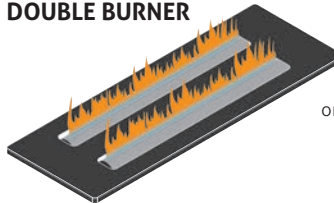
Burner

SINGLE BURNER



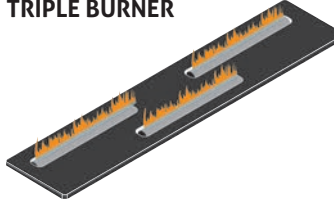
A single burner allows for minimal installation depth. Despite low consumption, it provides a surprisingly big effect: lively flames and a realistic fireplace experience.

DOUBLE BURNER



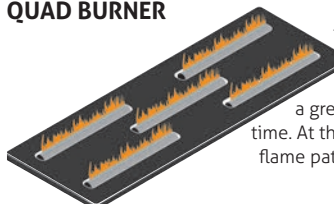
Two burners guarantee an impressive fireplace experience, as the fire extends across the entire depth of the fireplace. The burners can also be easily switched on individually to optimally control the heat output and flame pattern.

TRIPLE BURNER



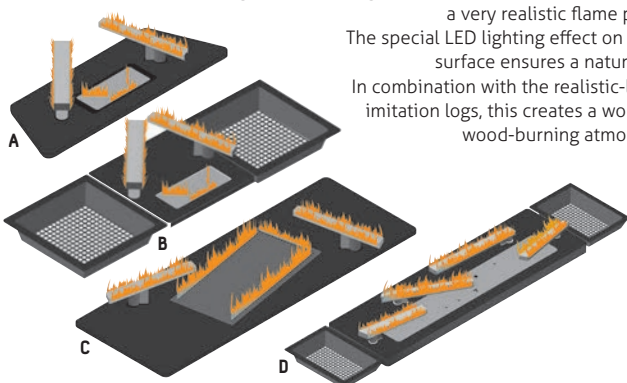
Thanks to three burners, you get even more beautiful and intense flames. The burners can be switched off on the right and left sides. This allows you to individually control the flame pattern and heat output.

QUAD BURNER



This model has five burners. This offers countless options for regulating the flame pattern and heat output. Thanks to the large number of burners, a great deal of heat can be generated in a short time. At the same time, you can enjoy the impressive flame pattern. Consumption can be regulated at the touch of a button.

REAL FLAME BURNER (A / B / C / D)



The real flame burner creates a very realistic flame pattern. The special LED lighting effect on the fire surface ensures a natural look. In combination with the realistic-looking imitation logs, this creates a wonderful wood-burning atmosphere.

Burner beds




WOOD LOG IMITATIONS



WHITE CARRARA PEBBLES



WHITE STONES



GREY STONES

Features and accessories of gas fireplaces

- Glass options: anti-reflective or ceramic glass
- Back panel: black steel/black glass
- Control
- Remote control
- App
- Home automation cable

ANTI-REFLECTIVE GLASS

Would you like an even more beautiful flame pattern that gives you the feeling of looking directly into the fire?

Then choose an anti-reflective glass front. This glass prevents annoying reflections from incoming light rays and is virtually invisible when the fireplace is switched off. This way, you can enjoy the best of both worlds: the advantages and comfort of a closed fireplace and the atmosphere and flame pattern of a real fire.

BACK PANELS

Choose the back panel that best suits your interior design.

Black steel or black glass – depending on the type of fireplace, there are different options available. Therefore, check whether the desired back panel is suitable for your fireplace.

REMOTE CONTROL (1)

The fireplaces can be controlled using the E-Save control system.

This allows you to switch your fireplace on and off remotely and adjust various burner and temperature settings.

Advantage: This reduces your gas consumption by at least 40%.

PROFESSIONAL CONTROL (2)

Would you like to control your gas fireplace easily with your smartphone or tablet? With ProControl from Element4, you can. ProControl is the perfect choice if you want to operate your fireplace remotely without a home automation system. ProControl comes with a WiFi box and connection cable. Install the user-friendly ProControl app on your smartphone or tablet and you're ready to go. It couldn't be easier.

DOMOTICA

Would you like to control your Element4 gas fireplace via your existing home automation system?

That's possible! Home automation allows you to switch the gas fireplace on and off, increase or decrease the flame height and control the double burner. Setup is very simple: connect an Element4 home automation cable to the receiver of your gas fireplace and connect it to your home automation system. The rest is self-explanatory. And if that doesn't work, your local dealer will be happy to help you.



ANTI-REFLECTIVE GLASS



BLACK GLASS



BLACK STEEL





BIOETHANOL FIREPLACES

*Familiar design, new fuel.
Also a perfect choice for the garden!*

The fantastic design of the Sky and Summum series is combined here with a double burner, offering a unique fire experience! This is what characterises the new fireplace series with bioethanol. The fireplaces are available in the familiar shapes and in "small", "medium" or "large" sizes.

Each fireplace has a 5-litre tank and an automatic filling system. We recommend installing the fireplace with a concentric connection.

Advantage: There is no smell and no additional ventilation is necessary.

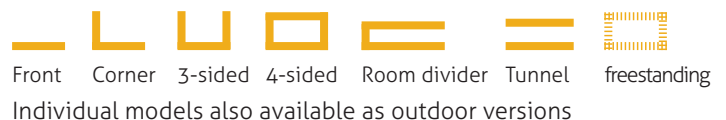
Available in every size

- In widths of 70 cm and 140 cm
- In heights from 40 cm to 160 cm
- Minimum installation depths of only 45 cm

Optionally available

- Rear and/or side panel in black glass (depending on model)
- Anti-reflective glass
- Extra-wide borders 10 cm
- Safety cover

Forms





ELECTRIC FIREPLACES

Comfort and warmth at the push of a button!

Are you looking for an electric fireplace that offers realistic flames and a stylish design? Then choose a fireplace from Element4!

These fireplaces have always been pioneers in innovation and design. Perfect for design-conscious customers. Element4

electric fireplaces feature a realistic flame effect, built-in heating, numerous installation options and a virtually invisible glass front. Combined with the latest LED technology and convenient app control, these unique fireplaces represent an absolute innovation in the world of electric fireplaces.

Hologram technology (3D fire projection)

- Lumina
- Ambiance
- Luxor

Video technology

- Tivoli

Roller technology (moving rollers in the rear wall)

- all Elite devices

Standard equipment for all electric fireplaces

- Ultra HD effect
- 1.5 kW power output
- Thermostat
- App control (Wi-Fi)
- Glowing ember bed
- Compatible with Amazon Alexa and Google Home

Formen



Some models also available as freestanding units

ELEMENTY | Electric fireplaces

Different features of the various models

Equipment	Devices	Lumina	Ambiance	Luxor	Tivoli	Elite	Elite Slim	Elite Supreme*
Realistic wood imitations	–	–	X	–	–	–	X	–
Wood imitations fixed, illuminated	X	–	–	–	–	–	–	–
Wood imitations cast in epoxy resin	–	–	–	X	X	–	–	X
Real wood logs	–	–	–	–	–	X	–	–
Ceramic glass	X	X	X	X	X	X	X	–
Anti-reflective glass	–	–	–	–	–	–	–	X
Flame patterns, preset	12	3	3	3	11	11	11	11
Flame speed adjustable	–	–	–	–	–	–	–	X
Last setting can be saved	–	–	–	–	–	–	–	X
Black glass back panel	–	–	–	–	–	–	–	X

ELECTRIC FIREPLACE LUXOR 125 E



ELECTRIC FIREPLACE TIVOLI 55I



ELECTRIC FIREPLACE LUMINA 150TE



ELECTRIC FIREPLACE ELITE 100 E SUPREME



DISCOVER THE FIREPLACE OF YOUR DREAMS!



Video:
Element4 Elite 125 e



Video: Element4
Elite 125 E Supreme



Rüegg Cheminée Schweiz AG
Studbachstrasse 7
8340 Hinwil · Schweiz
Tel. +41 44 938 58 58
info@ruegg.swiss · www.ruegg.swiss

Germany	+49 6022 706 9062
Austria	+43 70 272 200
France	+33 368 78 14 71
Italy	+39 039 66 121 55



Element4 B.V.
Simon Stevinweg 6A
8013 NB Zwolle · Niederlande
www.element4.nl